

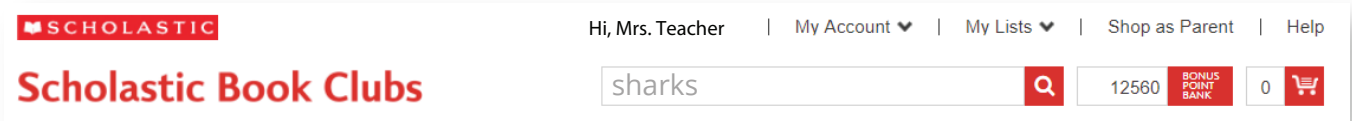


Search Bar Directions

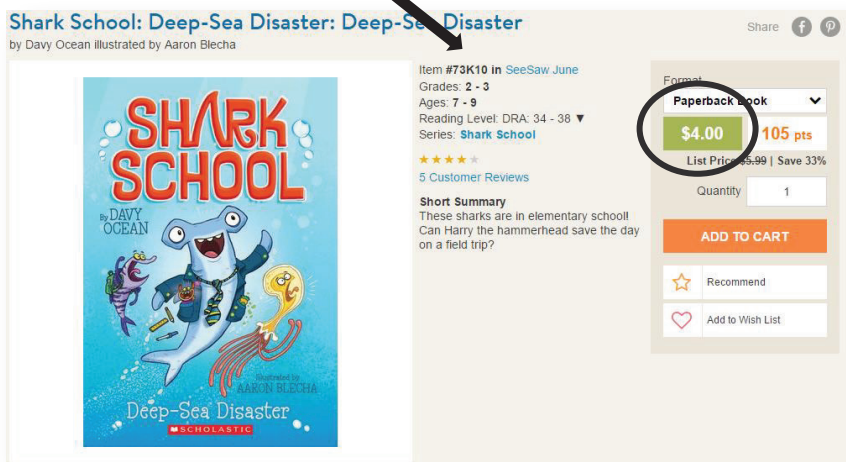
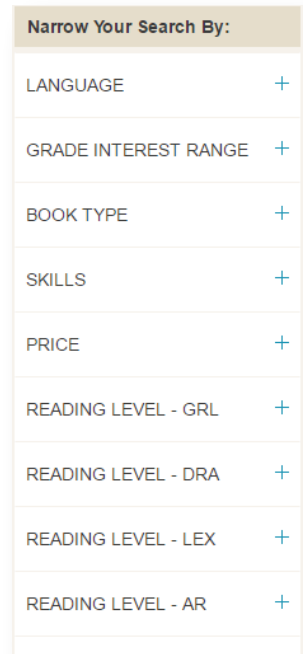
Scholastic's search feature offers endless choices of books that will connect with every student's interests.

Directions:

1. Sign into Scholastic (*your teacher will do this for you!*)
2. Search for a desired topic, author, or interest in the search bar.



3. Browse all the titles or narrow your search by using the filter.
4. Filter choices by price, reading level, language, etc. →
5. Click on "quick look" to see an overview or click on the book title to read the summary and preview pages.
6. Write down the Item # and price on a Book Trust recording sheet of piece of paper.



7. Scroll down to browse similar books and recommendations from other students.
8. Continue to search for books until you find the ones that match your interest!